

KURIAKOSE GREGORIOS COLLEGE PAMPADY



FEEDBACK ANALYSIS

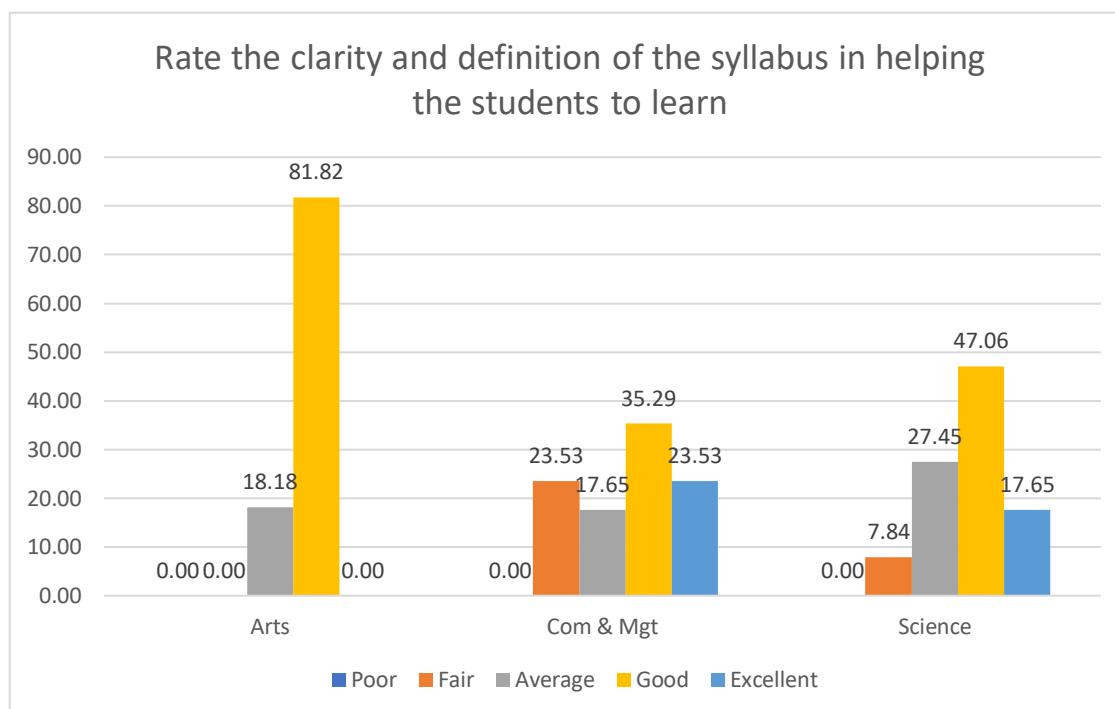
2021-22



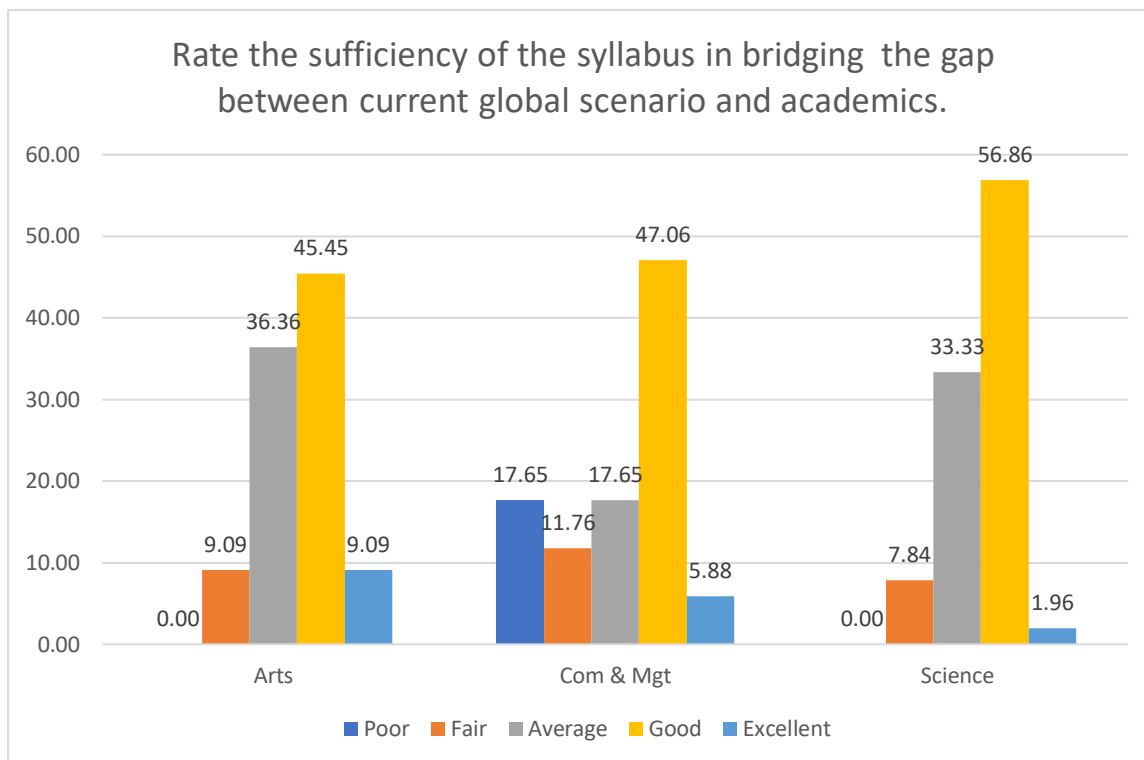
TABLE OF CONTENTS

SL NO	CONTENTS	PAGE NO
1	Students' Feedback	3
2	Parents' Feedback	10
3	Teachers' Feedback	14
4	Alumni Feedback	18
5	Employer Feedback	22

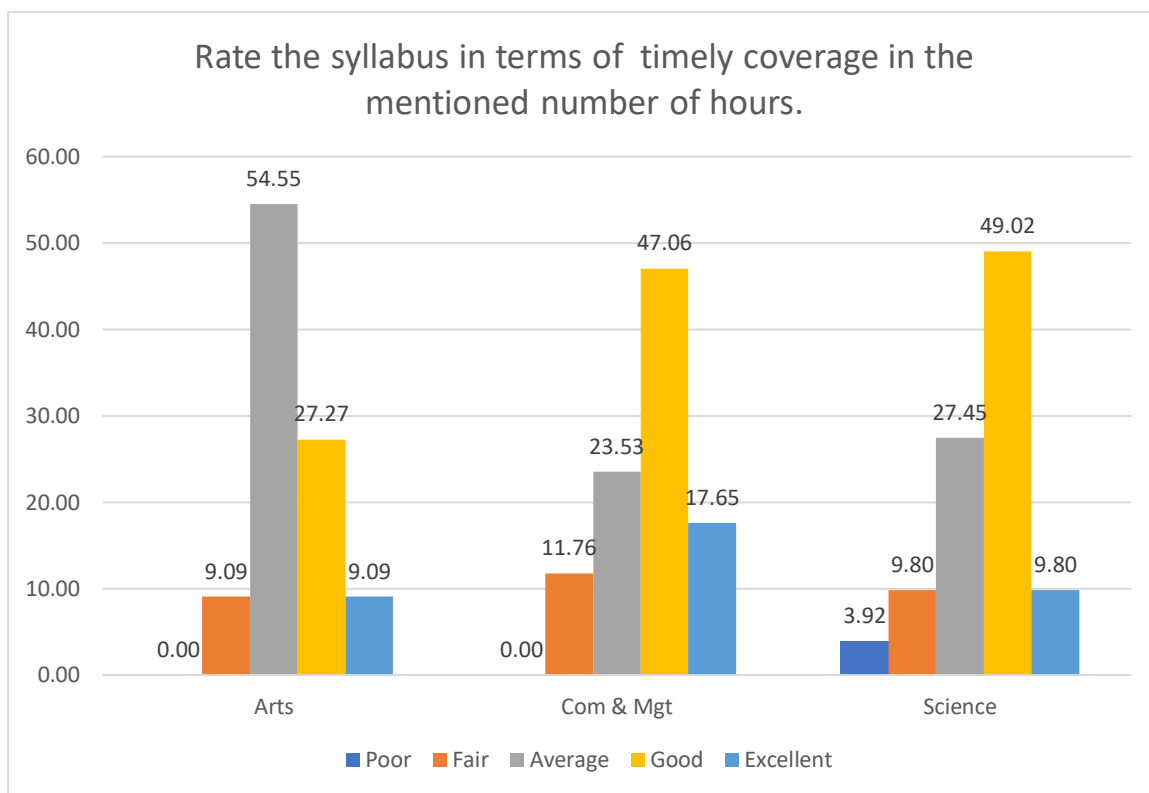
Students Feedback Report on Curriculum 2021-22



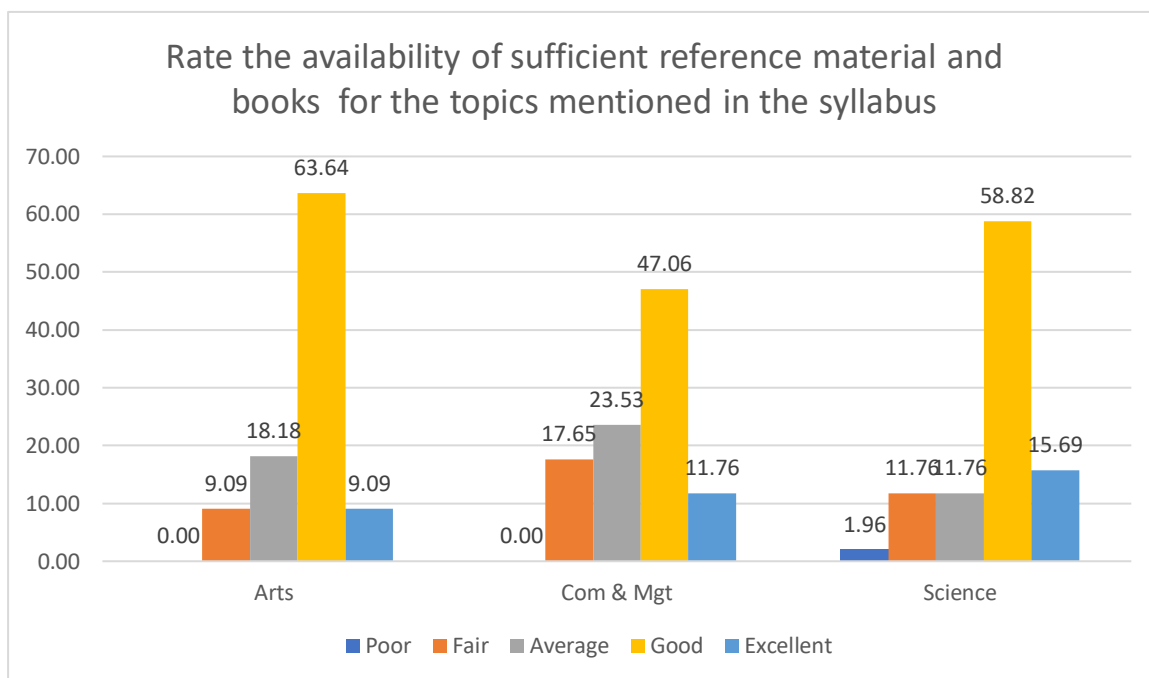
The bar graphs represent ratings given to the clarity and definition of syllabus in helping the students to learn in three different areas: Arts, Commerce and Management and Science. It seems that Arts received the highest ratings, particularly toward good category, indicating a clearer and more effective syllabus for learning.



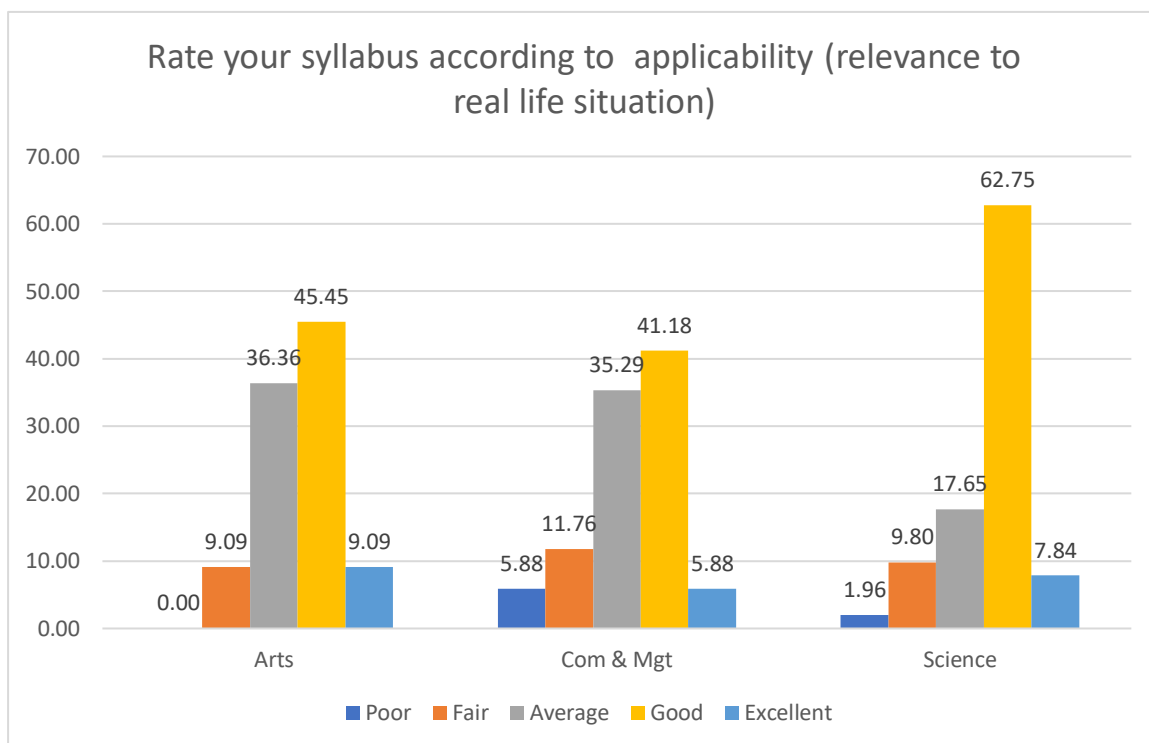
The bar graphs represent ratings given to the sufficiency of the syllabus in three different areas- Arts, Commerce and Management and Science- in terms of bridging the gap between the current global scenario and academic content. Science received higher ratings towards good, suggesting that its syllabus is perceived as more effective in connecting academics with the current global scenario.



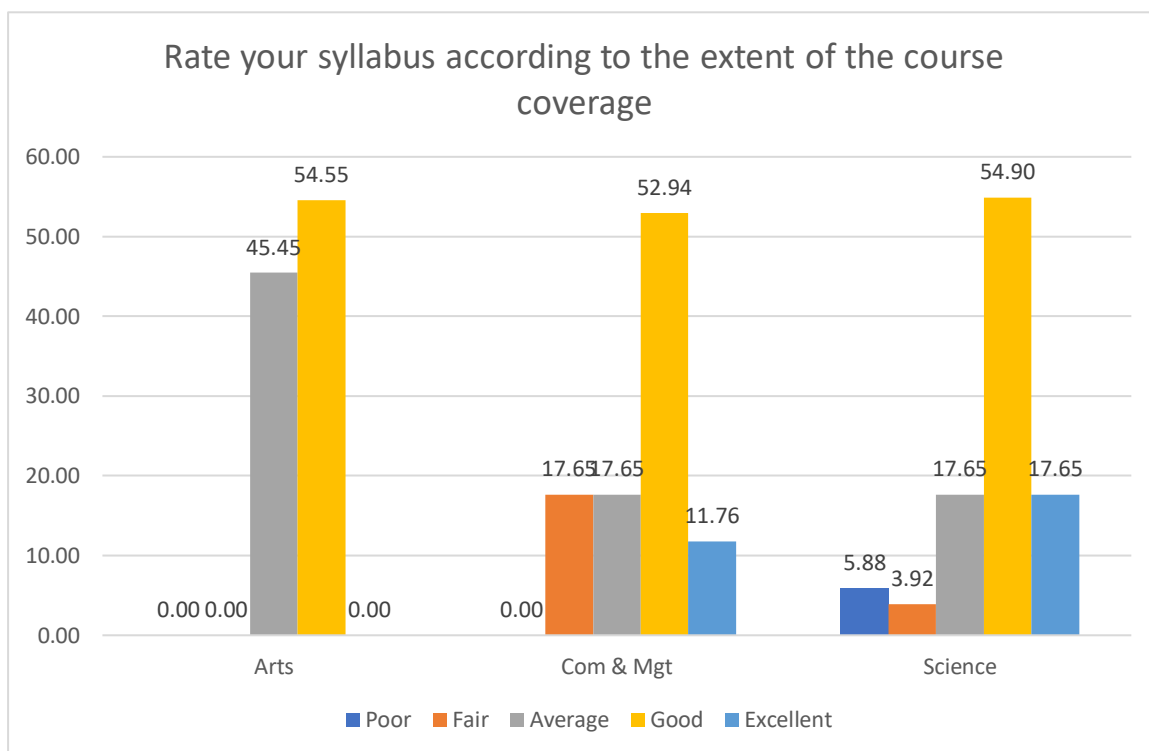
The bar graphs represent ratings regarding the timeliness of syllabus coverage within a specified number of hours for three different areas. Commerce and Management and Science received higher ratings.



The bar graphs represent ratings concerning the availability of sufficient reference materials and books for the topics mentioned in the syllabus of three different areas. All the three categories, Arts, Commerce and Management and Science received ratings as good.



The bar graphs represent ratings given to syllabus according to applicability, specifically reference to real life situation three different areas- Arts, Commerce and Management and Science. Science received higher ratings, suggesting that its syllabus is perceived as more applicable to real-life situations.



The bar graphs represent ratings given to extent of course coverage within syllabus across three different areas- Arts, Commerce and Management and Science. All the three categories, Arts, Commerce and Management and Science received ratings as good.



Report

Student Experience

Students feel well-prepared for the future, proud of their institution, and receive personalised attention from teachers.

They perceive a positive learning environment with good facilities, encouragement for co-curricular activities, and helpful administration.

Opportunities for discussions with teachers, participation in external programs, and exposure to diverse activities are appreciated.

Academics

Students perceive teachers as highly qualified, knowledgeable, and fair in evaluation.

They can access modern learning resources, including computers, e-learning facilities, and an updated library.

Frequent workshops, seminars, and external speaker engagements are valuable additions to the academic experience.

Teacher-Student Relationship

A strong perception of a positive and supportive relationship exists between teachers and students.

Teachers are seen as approachable and willing to discuss results and provide feedback.

Additional Positive Highlights

Cleanliness of facilities, helpful office staff, and continuous investment in material resources are well-regarded.


Cultural activities are considered inclusive, and electronic media is actively used in teaching.

Grievance handling and exam feedback processes are perceived positively.

Students have access to cafeteria or canteen facilities.

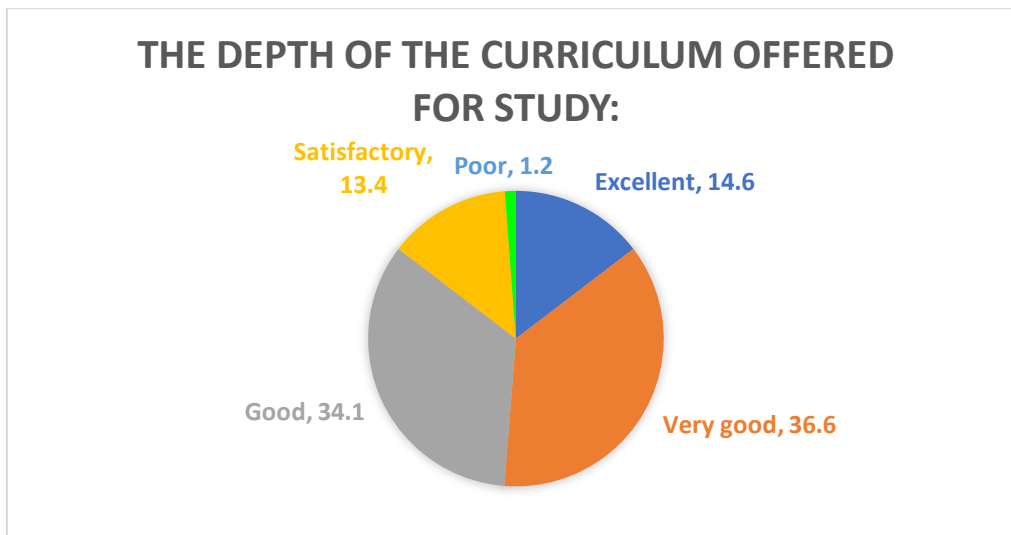
Overall: The feedback paints a very positive picture of the institution, with a strong majority of respondents satisfied with various aspects of their experience.



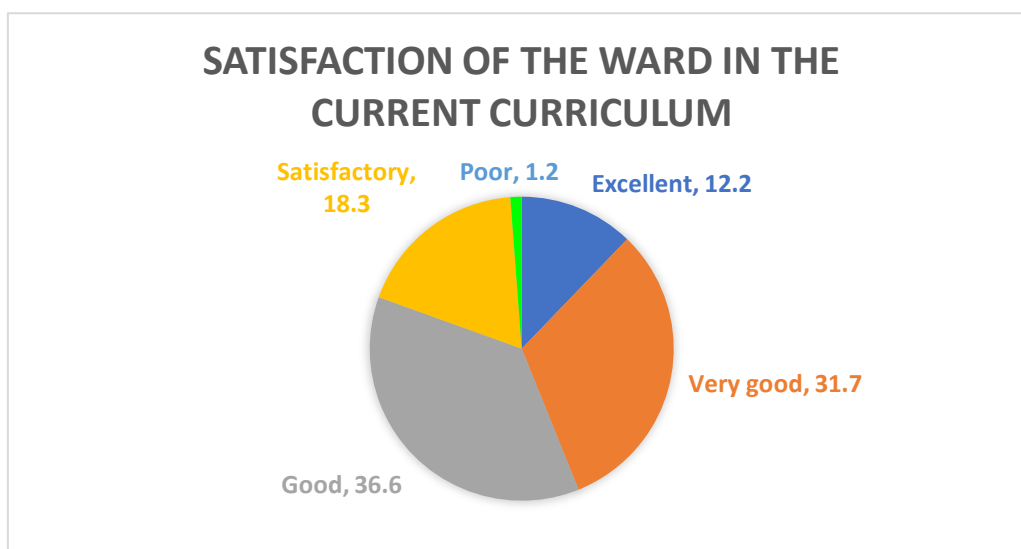

DR. SHYLA ABRAHAM
Drawing & Disbursing Officer
Kuriakose Gregorios College
Pampady Kottayam 686 502

Parents Feedback Analysis Report 2021-2022

The following graphs represents the feedback from parents on curriculum for the year 2021-22.

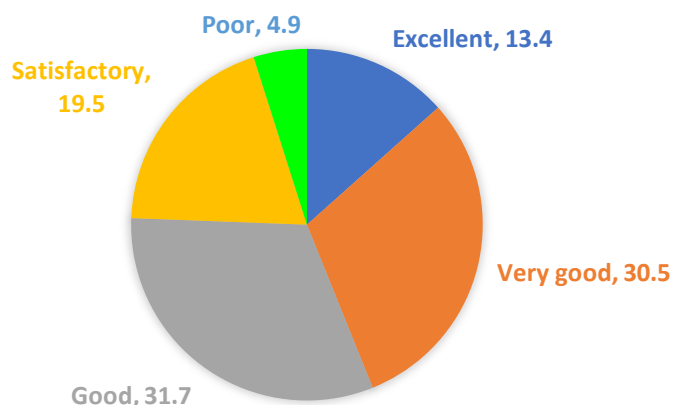


The pie chart shows the feedback of parents on the depth of the curriculum offered for study. 37% of the parents are of the opinion that the depth of the curriculum offered for study is very good and 34% opine it as good.



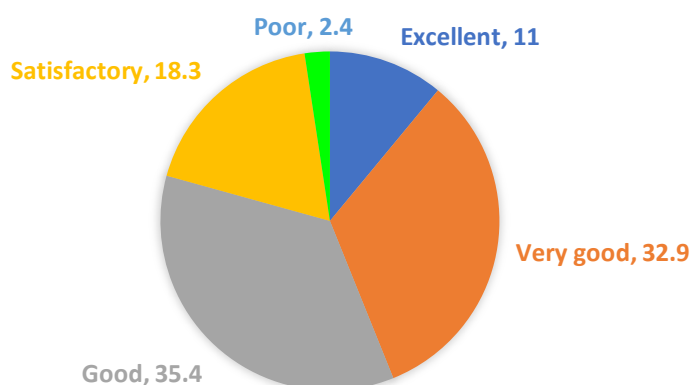
The pie chart shows the feedback of parents on the satisfaction of the ward in the current curriculum. 37% of the parents commented that their wards have good satisfaction in the current curriculum and 32% of the parents commented that their wards have very good satisfaction in the current curriculum.

AVAILABILITY OF REFERENCE TEXTS AND STUDY MATERIALS FOR STUDENTS



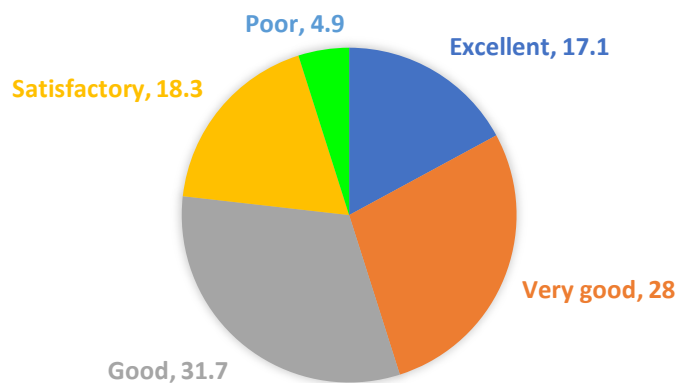
The pie chart shows the feedback of parents on the availability of reference texts and study materials for students. 32% of parents are of the opinion that the availability of reference texts and study materials for students is good and another 31% of parents are of the opinion that the availability of reference texts and study materials for students is very good.

APPROPRIATENESS OF CURRICULUM IN PROMOTING RESEARCH APTITUDE



The pie chart shows the parents feedback on the appropriateness of curriculum in promoting research aptitude. 35% of parents are of the opinion that the appropriateness of curriculum in promoting research aptitude is good.

EMPLOYABILITY SKILLS IMPARTED BY THE CURRICULUM



The pie chart shows the parents feedback on the employability skills imparted by the curriculum. 32% of the parents are of the opinion that the employability skills imparted by the curriculum is good.



Report

Academics: The primary reason for choosing the college is the perceived good academic atmosphere.

Classroom Teaching: The majority considers the classroom teaching experience to be good.

Discipline: Overall discipline in the college is perceived as good.

Co-curricular Activities: Both sports and arts/cultural events receive satisfactory ratings.

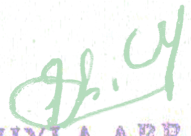
Services: College office services and campus amenities like canteen, DTP center, and library facilities are seen as satisfactory.

Problem Resolution: Student problems are generally resolved well.

Guidance: Guidance for higher education and employment is seen as satisfactory.

Holistic Development: The college's contribution to students' holistic development receives satisfactory ratings.

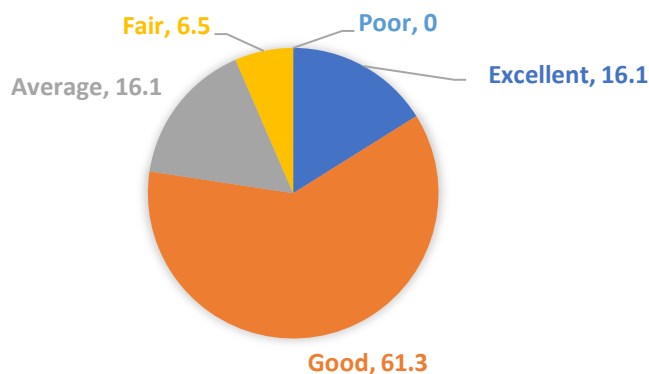
Overall, the feedback suggests that parents/guardians are generally satisfied with the college, but there are areas where further improvement is possible.


DR. SHYLA ABRAHAM
Drawing & Disbursing Officer
Kuriakose Gregorios College
Pampady Kottayam 686 502



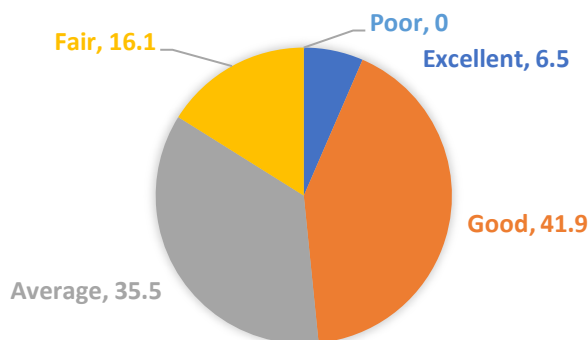
Teachers Feedback Analysis Report 2021-22

RATE THE SYLLABUS IN TERMS OF IT'S CLARITY IN DEFINING YOUR TEACHING GOALS AND LEARNING GOALS OF STUDENTS



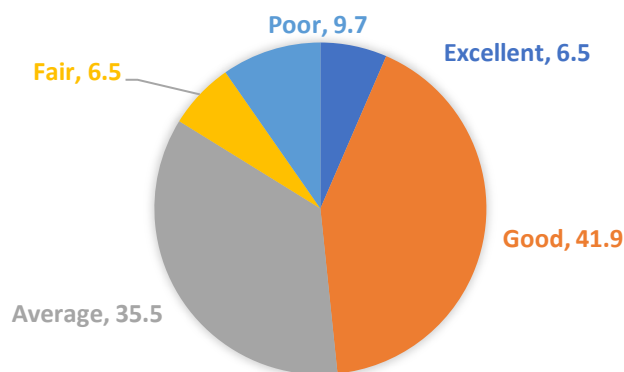
The pie chart represents ratings for the syllabus in terms of clarity in defining teaching goals and learning goals. The majority respondents find the syllabus to be good in defining both teaching and learning goals.

RATE THE SUFFICIENCY OF YOUR SYLLABUS IN BRIDGING THE GAP BETWEEN CURRENT GLOBAL SCENARIO AND ACADEMICS



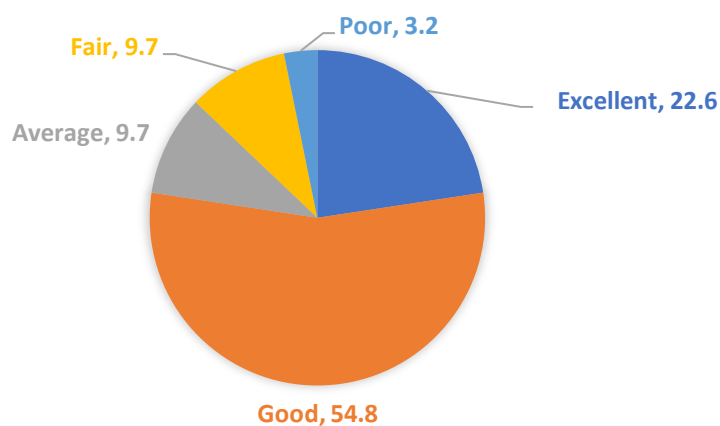
The pie chart illustrates ratings for the sufficiency of the syllabus in bridging the gap between the current global scenario and academics. The majority view the syllabus as good in addressing the connection between the current global scenario and academics.

RATE THE POSSIBILITY OF TIMELY COVERAGE OF SYLLABUS IN THE MENTIONED NUMBER OF HOUR



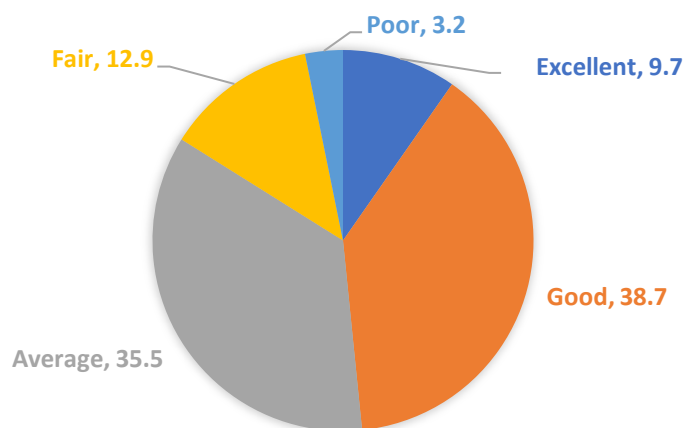
The pie chart represents ratings for the possibility of timely coverage of the syllabus within the mentioned number of hours. The majority believe there is a good possibility of covering the syllabus within the specified hours.

RATE THE AVAILABILITY OF SUFFICIENT REFERENCE MATERIALS AND BOOKS FOR THE TOPICS MENTIONED IN THE SYLLABUS



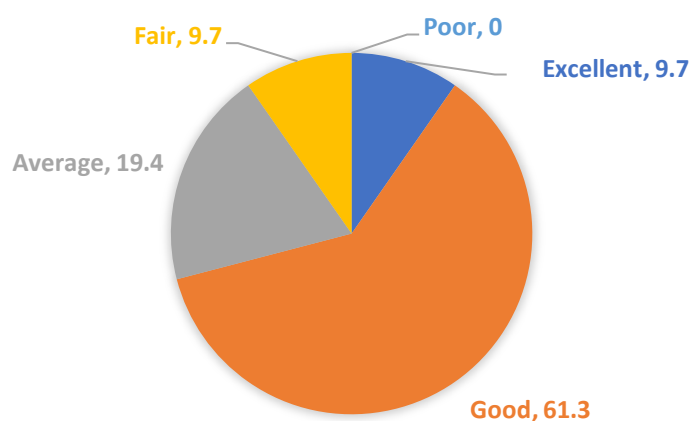
The pie chart depicts ratings for the availability of sufficient reference materials and books for the topics mentioned in the syllabus. A significant majority perceives the availability of reference materials and books as good.

RATE YOUR SYLLABUS ACCORDING TO APPLICABILITY (RELEVANCE TO REAL LIFE SITUATION)



The pie chart illustrates ratings for the syllabus based on applicability, specifically its relevance to real-life situations. The majority considers the syllabus to be good in terms of applicability, with a notable portion rating it as average.

RATE YOUR SYLLABUS ACCORDING TO THE EXTENT OF THE COURSE COVERAGE



The pie chart represents ratings for the syllabus based on the extent of course coverage. The majority views the syllabus as good in terms of course coverage.



Report

Clarity of Goals: A significant majority finds the syllabus clear in defining both teaching and learning goals, suggesting ease of understanding expected outcomes.

Global Relevance: Most teachers perceive the syllabus as adequately bridging the gap between academics and the current global scenario, reflecting its connection to real-world issues.

Timeliness of Coverage: Most believe timely syllabus coverage within the allocated time is possible, suggesting a well-paced curriculum.


Reference Materials: Most find sufficient reference materials and books, indicating adequate resources for teachers and students.

Course Coverage: 65% perceive the syllabus as providing good coverage of the intended courses, suggesting a comprehensive learning experience.

Areas for Potential Improvement

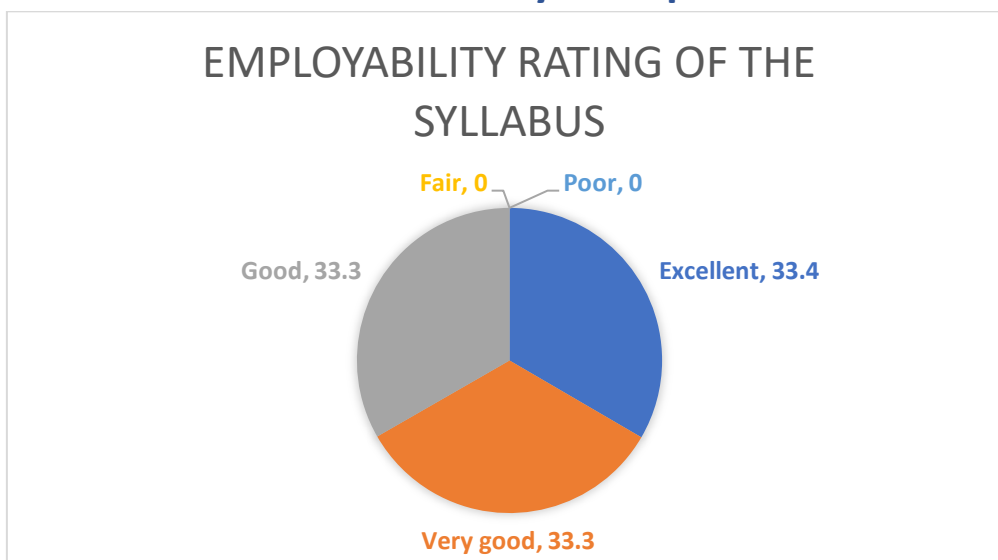
Applicability to Real Life: While half find the syllabus good in this aspect, there is room for improvement, as the other half did not rate it as "excellent" or "very good." Enhancing the connection between theory and practice might be beneficial.

Overall: Teachers appear to have a positive impression of the syllabus, with a majority rating it as "good" across most aspects.

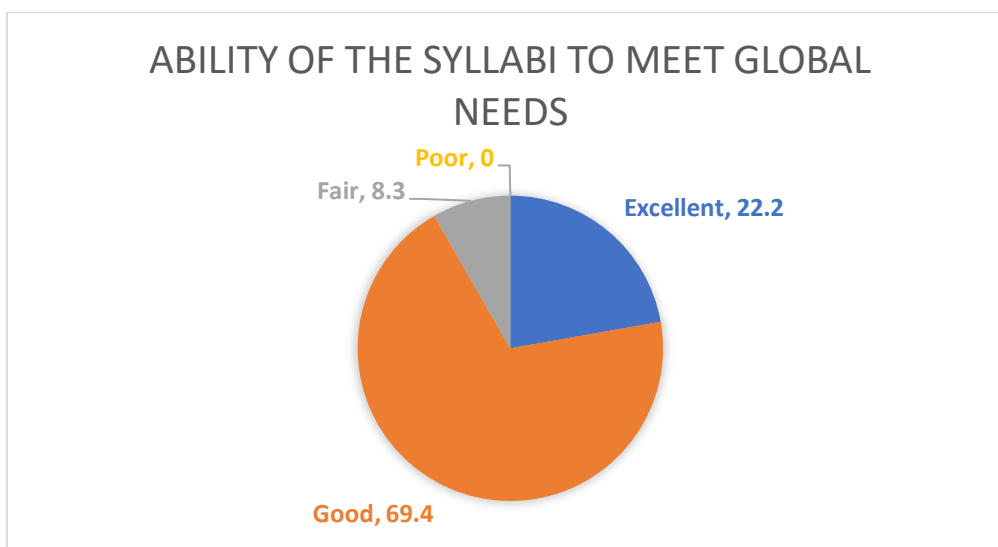

DR. SHYLA ABRAHAM
Drawing & Disbursing Officer
Kuriakose Gregorios College
Pampady Kottayam 686 502



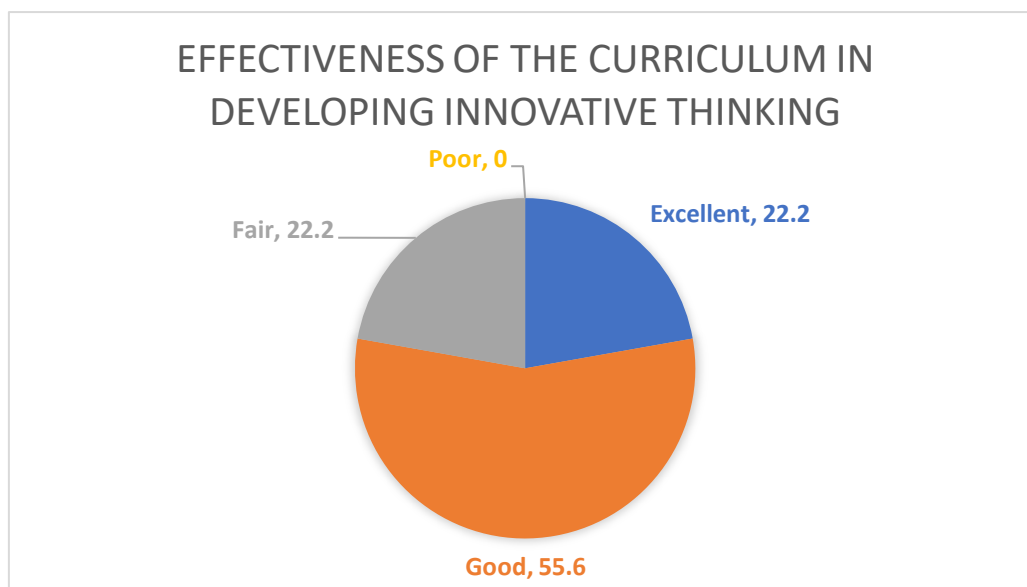
Alumni Feedback Analysis Report 2021-22



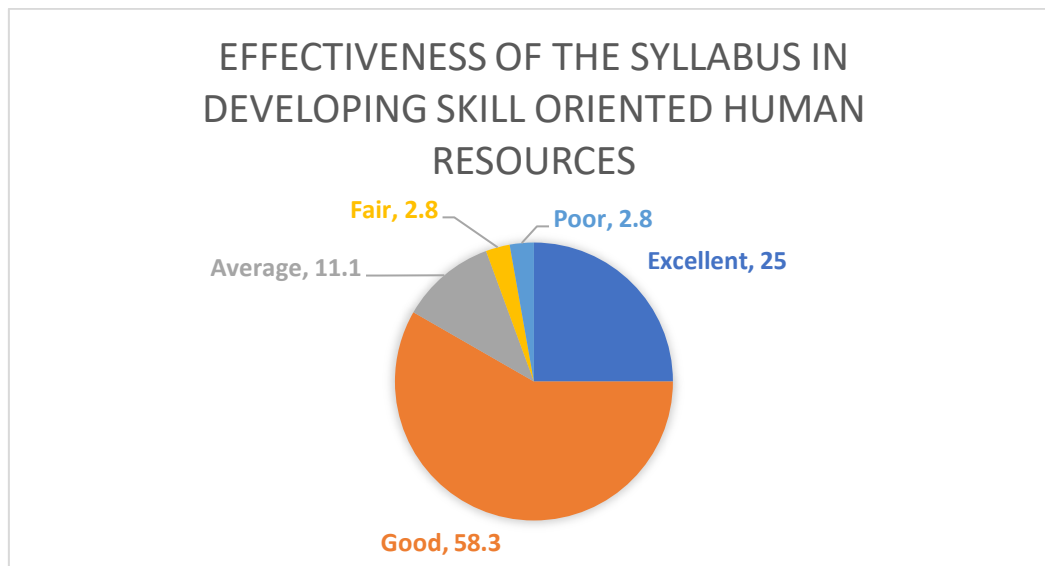
The pie chart represents the distribution of employability ratings of the syllabus. Opinion falls equally in excellent, very good and good ratings. The syllabus seems to have a positive perception among those surveyed.



The pie chart represents an evaluation of syllabus based on their ability to meet global needs. The majority of respondents deem the syllabus as good in addressing global requirements.

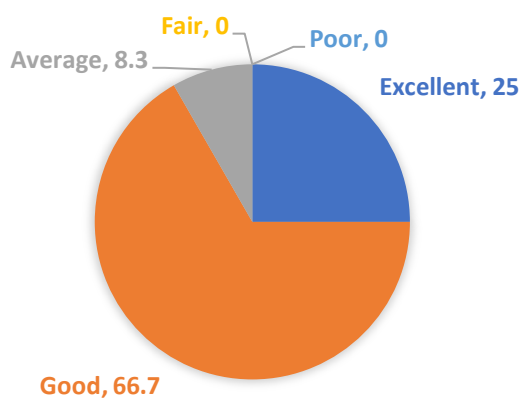


The pie chart represents the effectiveness of the curriculum in developing innovative thinking across different categories. It shows that 56% of respondents consider the curriculum as “Good”.



The pie chart represents the distribution of responses regarding the effectiveness of the syllabus in developing skill-oriented human resources. Majority of respondents find the syllabus to be good. The chart suggests a generally positive perception about the syllabus for skill development.

EXTENT TO WHICH THE SYLLABUS HELPS TO QUALIFY IN COMPETITIVE EXAMS



The pie chart indicates the distribution of opinions on how much the syllabus contributes to qualifying for competitive exams. The majority, 67%, believe it is good. There is a positive perception of the syllabus's effectiveness in preparing for competitive exams.



Report

Positive Environment & Infrastructure: The college environment, infrastructure, and faculty are perceived very favourably.

Alumni Network: The alumni association and network are seen as valuable resources.

Practical Relevance: Learning experience and course applicability to current jobs are considered good or excellent.

Grievance Handling: Both during their time as students and alumni, grievances were generally handled well.

Facilities: Laboratories, classrooms, and other facilities were considered adequate during their time at the institution.

Knowledge & Skills: Alumni feel they gained sufficient theoretical and practical knowledge, and credit educational methods for being helpful in their current jobs.

Staff Cooperation: Teaching and administrative staff were perceived as cooperative.

Academic Initiatives: Industry-oriented projects, seminars/workshops, and invited lectures were generally considered good or effective in enhancing knowledge.


Areas for Potential Improvement

Development Activities: While some activities exist, their extent could be further enhanced.

Internet & Wi-Fi: While considered adequate by some, improvements could be made to Internet and Wi-Fi services.

Special Training: Alumni responses on special training classes aimed at bridging the industry-academia gap were varied, suggesting potential for improvement in targeting specific needs.

Overall: Alumni seem to have a very positive impression of their experience at the college, with a majority rating various aspects as "excellent," "very good," or "adequate."


DR. SHYLA ABRAHAM
Drawing & Disbursing Officer
Kuriakose Gregorios College
Pampady Kottayam 686 502



Employer Feedback Analysis Report 2021-22



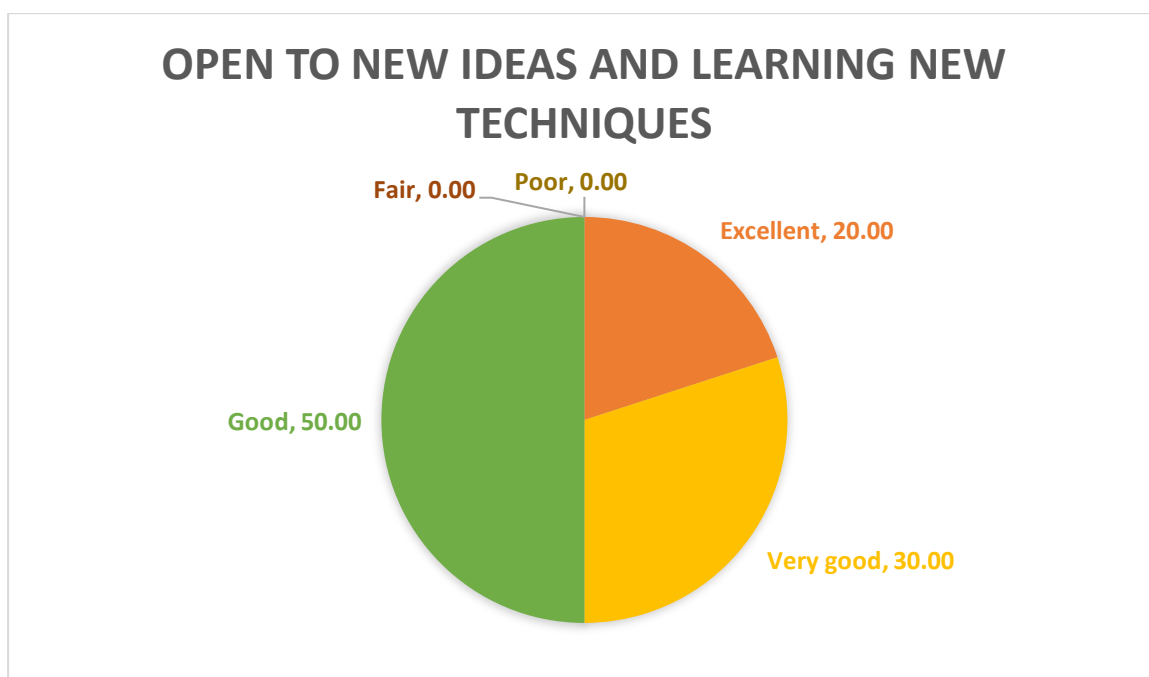
The pie chart displays ratings for “General Communication Skills.” It indicates that 50% of respondents rated it as “Good”.



The pie chart depicts the assessment of “Developing Practical Solutions to Workplace Problems.” Impressively, 80% of the respondents rated this skill as “Excellent”.

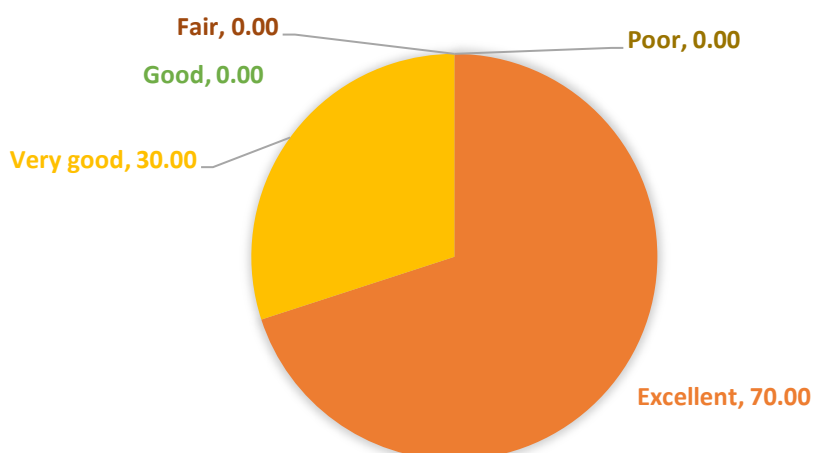


The pie chart illustrates the evaluations of ‘Working as part of a Team.’ 80% of respondents rated this skill as ‘Very Good’.



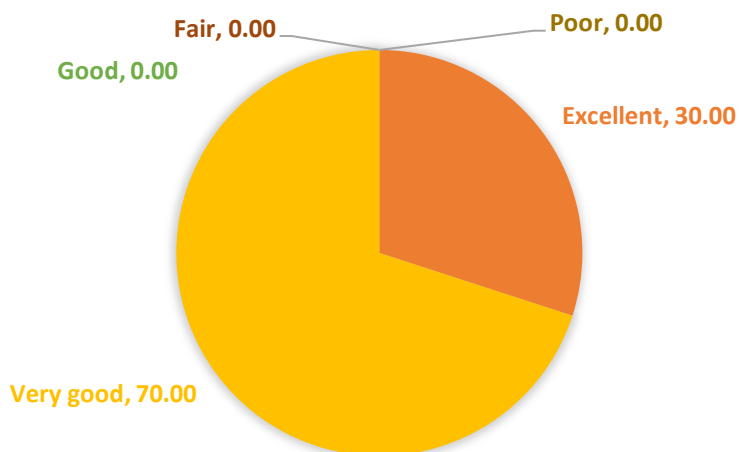
The pie chart represents the evaluations for ‘Open to new ideas and learning new techniques.’ It indicates that 50% of respondents rated it as “Good”.

USING TECHNOLOGY AND WORKPLACE EQUIPMENT

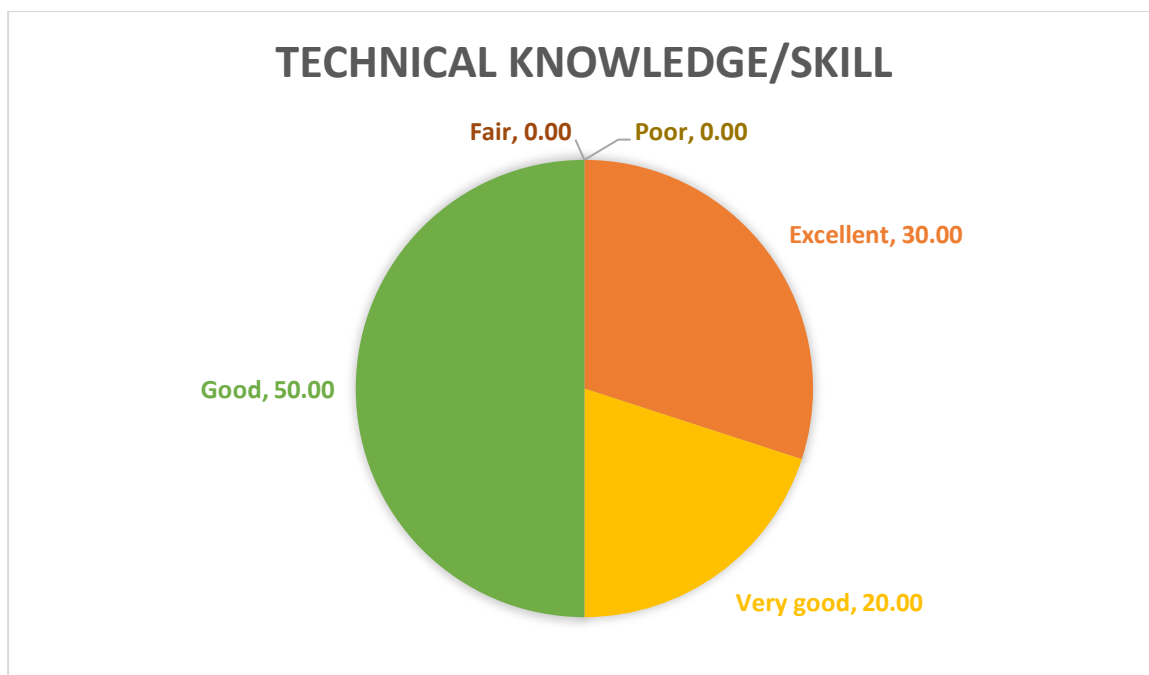


The pie chart represents evaluations for ‘Using technology and workplace equipment.’ Impressively, 70% of respondents rated this skill as “Excellent”.

ABILITY TO CONTRIBUTE TO THE GOALS OF THE ORGANIZATION



The pie chart illustrates the evaluations for the ‘Ability to contribute to the goals of the organization.’ The positive evaluation of respondents showcase proficiency and effectiveness of their employees in this area.

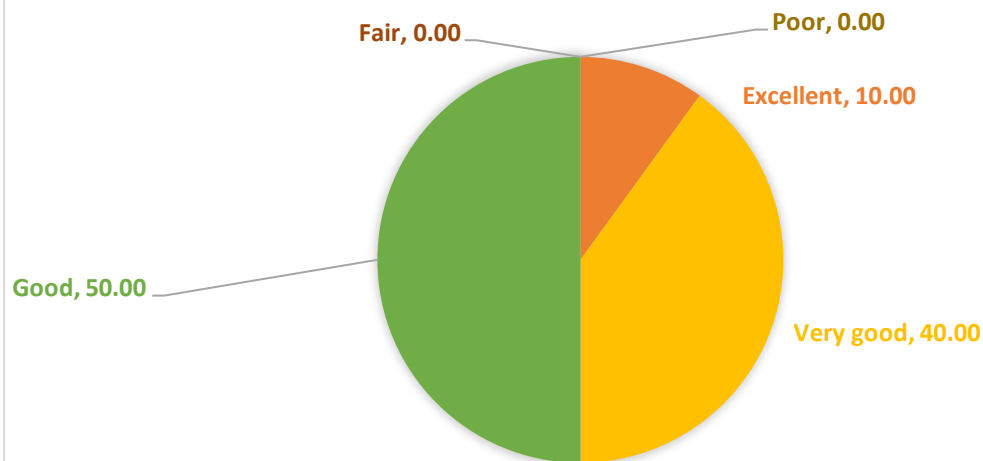


The pie chart depicts the ratings for “Technical knowledge /skill.” 50% of respondents rated it as “Good”.



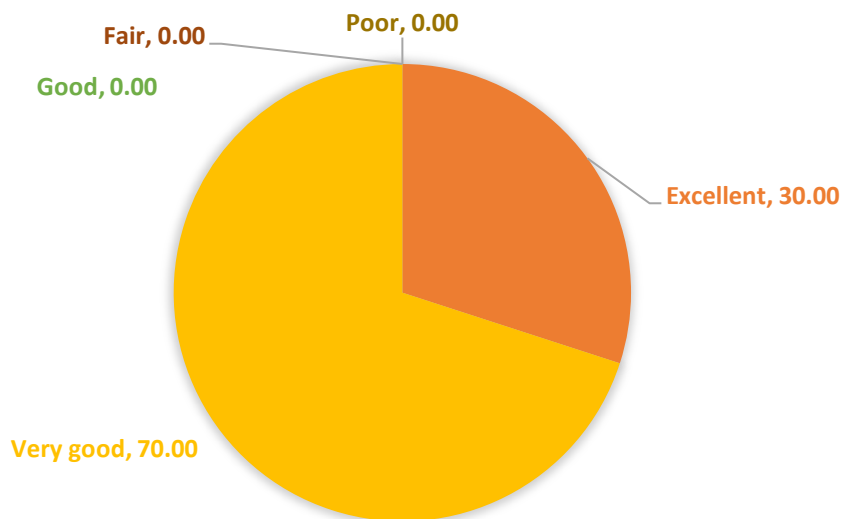
The pie chart represents the evaluations for “Innovativeness, creativity.” This distribution of ratings indicates a strong recognition of both innovative and creative abilities of their employees.

RELATIONSHIP WITH SENIORS/PEERS/SUBORDINATES



The pie chart illustrates the evaluations for “Relationship with seniors/peers/subordinates.” 50% of respondents rated their employees’ relationship as “Good”.

ABILITY TO TAKE EXTRA RESPONSIBILITY



The pie chart illustrates the evaluation for “Ability to take extra responsibility.” Impressively, 70% of respondents rated this ability as “Very Good”.



Report

Problem-solving: A substantial majority (80%) rated the ability to develop practical solutions as "Excellent," indicating strong critical thinking and problem-solving skills.

Teamwork: 70% rated teamwork skills as "Excellent," highlighting strong collaboration abilities.

Technology Skills: 60% rated technology skills as "Excellent," showcasing proficiency in using workplace technology.

Goal-oriented: Positive evaluations suggest graduates contribute effectively to organisational goals.

Extra Responsibility: 60% rated the ability to take extra responsibility as "Excellent," demonstrating a proactive and responsible work ethic.

Relationship building: 50% rated relationships with seniors, peers, and subordinates as "Very Good," indicating positive interpersonal skills.

Areas for Improvement

Communication: While diverse ratings suggest varying experiences, a significant portion perceived communication skills as only "Fair," highlighting the potential for clear and effective communication improvement.


Openness to New Ideas: Although generally positive, there's room for fostering even greater receptiveness to new ideas and learning new techniques.

Technical Knowledge: 40% rated technical knowledge as "Fair," suggesting a need for more robust technical expertise in specific areas depending on industry and job requirements.

Innovativeness: While 40% rated it as "Good," encouraging and developing even greater creativity and innovative thinking could be beneficial.

Overall: The feedback highlights strengths and areas for improvement in graduates' various skill sets.




DR. SHYLA ABRAHAM
Drawing & Disbursing Officer
Kuriakose Gregorios College
Pampady Kottayam 686 502